


SK-ACP-LE ADVANCED CONTROL PANEL

Two Door Access Control Unit



The SK-ACP-LE Advanced Control Panel is a highly sophisticated, yet simple to use, two door access control unit. The unit accepts readers that have a Wiegand output with almost any card technology, including Proximity, Touch Card, Wiegand, Magnetic Stripe, Bar Code, Optical, and Biometric. Each of the two doors controlled by the unit is completely independent of the other and is configured, programmed and viewed separately. Each has a separate node address.

Each of the two doors controlled by the SK-ACP-LE has two programmable inputs which may be programmed to function as a door open, remote inactive, door monitor, tamper, arming circuit, door unlock, or user defined input. Each of the two doors controlled by the SK-ACP has two outputs. One output is the relay that activates the door operating device. The other output is programmable to activate under one of many possible alarm conditions, time zone or card violations.

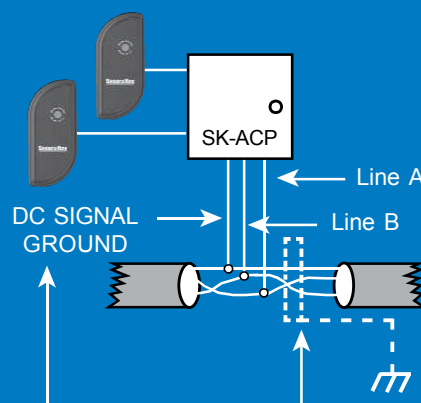
As a stand alone, the unit may be programmed using a PC either locally or via a modem over standard phone lines. Transaction information is stored by the unit and may be downloaded to a PC or printer.

Over 100 SK-ACP-LE units may be connected together to control over 200 passageways with SK-NET™ software, using a single twisted pair RS-485 bus. SK-NET™ software allows integration of the units into a full featured Windows® based, access control system.

- Supports Two Wiegand Output Card Readers
- 65,000 Card Capacity
- 4,800 Date and Time Stamped Stored Events
- 15 Programmable Time Zones with Weekly Schedule Plus Holidays
- 32 Programmable Holidays
- Over 100 panels can be linked to a PC with SK-NET™ software using a simple RS-485 bus
- Modem Capability for Remote Locations*
- TCP/IP Capability for LAN Connection*

* Requires additional equipment

NETWORK WIRING CONNECTIONS

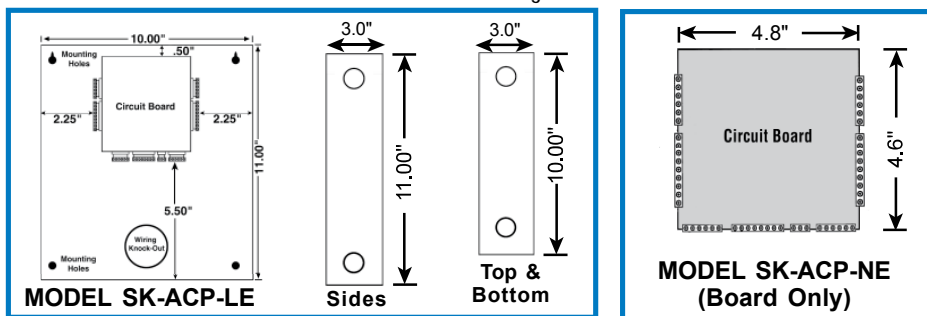


Earth Grounded Shield is highly recommended in environments subject to high voltage electrical discharge (ie. lightning). Shield should be connected to earth ground only at one end of the cable. DC Signal Ground may be necessary in networks with very long wire runs. DC Signal Ground wire is **NOT** to be connected to earth ground.



SK-ACP ADVANCED CONTROL PANEL

All dimensions in drawings are indicated in inches.



PHYSICAL

	SK-ACP-LE	SK-ACP-SE	SK-ACP-NE (also available)
Depth	3.00" (7.62 cm)	2.5" (6.35 cm)	1.0" (2.54 cm)
Width	10.0" (25.40 cm)	8.0" (20.32 cm)	4.8" (12.19 cm)
Height	11.0" (27.94 cm)	8.0" (20.32 cm)	4.6" (11.68 cm)
Weight	68.8 oz. (1.95 kg)	36 oz. (1.02 kg)	N/A

Housing Material is All Steel; Color is Beige

POWER REQUIREMENTS

16.5-24 VAC, 20 VA or 16-30 VDC, 100 mA plus reader current draw
 * A 12 VDC Power Supply may be used if connected to Battery Back-Up Leads.
 100mA, plus 150 mA max. reader current draw per reader (Power Supply sold separately).

BACK-UP BATTERY

12 V, 1.2 - 6 Ah (Optional, not included)

CARD READERS

Connect two card readers with two-line Wiegand output, up to 40 bits.
 Provides 14 VDC, 150 mA max. power for each card reader.

SOFTWARE

SK-NET™ Software Version 2.0 or greater

OUTPUTS - 2 Per Door (Total of 4)

Latch & Alarm Shunt Auxiliary
 DPDT contact, 2A up to 220 VAC or 30 VDC
 DPDT contact, 2A up to 220 VAC or 30 VDC

INPUTS - 2 Per Door (Total of 4)

Auxiliary 1
 Auxiliary 2
 Requires SPST contact closure
 Requires SPST contact closure

COMMUNICATION

RS-232
 RS-485
 Wiegand Input (2)
 Modem
 LAN
 Printer
 5-Wire Shielded Cable, up to 38.4K baud, full duplex, (8N1) - up to 100 ft.
 Single Twisted Pair, shielded cable with a signal ground - up to 4000 ft.
 Programmable up to 40 bits
 14 VDC @ 150 mA supplied to each reader,
 Requires Hayes compatible - 1.2 to 38.4k baud
 Requires external device server
 Serial Printer (or Parallel printer with serial converter)

ENVIRONMENT

Ambient Temperature
 Humidity
 -40° F to 158° F (-40° C to 70° C)
 0% to 95% relative humidity (non-condensing)

OPERATIONAL

Per Door		
Per Door	Card Capacity	65,535 / Door (Highest card number = 65,535)
	Time Zones	15 for card access, one door unlock; full week plus holiday in one-half hour segments; 32 programmable holidays; selectable automatic daylight saving time.
	Facility Code	Up to 16 different codes simultaneously (max. # of cards: 65,535)
	Latch/Alarm Shunt Timer	Programmable from 1/4 to 30 seconds
	Antipassback	Real or Timed (1 to 30 minutes); hard or soft
	Auxiliary Inputs (2)	Programmable for door monitor, tamper monitor, remote open, remote inactive, bell, arming circuit or user defined
	Auxiliary Output (1)	Output is programmable to activate under one of many possible alarm conditions, time zone or card violations.
Limited Use Cards	4,000 (in a block within 65,535) programmable from 1-500 uses, days, weeks or number of days after first use.	
Transaction Storage Memory	4,864 events Non-volatile	

This product complies with UL 294 Standards, CE (European Standards), and with Part 15 of Class B FCC Rules.

WARRANTY (U.S. and Canadian)

"This product is warranted against defects in materials and workmanship for a period of 2 years from the date of purchase. Secura Key shall, at its option, either replace or repair this product, if returned to us freight prepaid within the warranty period. This warranty does not include freight, taxes, duties, or installation expenses. THE WARRANTY SET FORTH ABOVE IS EXCLUSIVE AND NO OTHER WARRANTY, WHETHER WRITTEN OR ORAL, IS EXPRESSED OR IMPLIED. SECURA KEY SPECIFICALLY DISCLAIMS ANY IMPLIED WARRANTIES OR MERCHANTABILITY AND FITNESS FOR A PARTICULAR PURPOSE. The remedies provided herein are the buyers' sole and exclusive remedies. In no event shall Secura Key be liable for direct, indirect, special, incidental or consequential damages (including loss of profits), whether based on contract, tort or any other legal theory." Contact Secura Key for Card/Tag and Export Warranty Policies.

DISTRIBUTED BY:



20301 NORDHOFF STREET
 CHATSWORTH, CA 91311
 PHONE (818) 882-0020 • FAX (818) 882-7052
 TOLL FREE (800) 891-0020
 E-mail: mail@securakey.com
 Web site: http://www.securakey.com