

LVC Series Volume Control Attenuators



Quality Features

- 100W, 50W, or 25W power rating.
- UL Listed under Standard UL813 and UL2043
- Standard or Decora®-style plate.
- Choice of plate material includes stainless steel or plastic in white, ivory or black as noted.
- Compact single gang size blends with other wall devices.
- 2.125" depth fits standard E.O. boxes (see chart on page 2)
- Value priced and ready to ship.
- May be used with RMP Series rack panels (order separately).

Description

Lowell's LVC Series volume controls are UL Listed, compact easy-to-install controls that provide precise level adjustment of single or multiple speaker lines. Choose 25W, 50W or 100W models with standard, Decora®-style, or adhesive rackmount plate. All models (including 100W versions) mount within a single gang E.O.Box with a minimum depth requirement of 2.125".

Plate selection includes standard one-piece design in brushed stainless steel or plastic (white or ivory), Decora®-style two-piece design (white, ivory, or black), or adhesive dial scale for rackmount or custom applications. All LVC Series volume controls have phoenix-style plug-in screw termination strips for pre-wire convenience with wire capacity up to 14gauge. Attenuation for LVC Series controls is 3dB per step or 1.5dB per step as noted.

Model 100LVC-PA features a priority relay (indicated by PA suffix). The relay (24VDC @ 5mA) allows emergency and paging signals to bypass/override the attenuator (see diagrams on page 2).

Accessory Rackmount Panel

Lowell also offers RMP Series rackmount device panels with PocketID™ (order separately) for mounting LVC Series controls. Selection includes a 3RU panel Model LD8-RMP with eight (8) positions for mounting up to eight Decora®-style controls or other Decora®-style low-voltage devices; and a 2RU panel Model LVC-RMP for mounting up to eight (8) rackmount LVC Series with black knob*. Panels include a rear lacing flange for wire management and a clear PocketID™ window for inserting 1/2" labels for control identification. For detailed specifications on RMP Series rackmount panels, see spec sheet (#1b-103) in rack accessories section. *Controls with standard wall plate may also be used (discard plate). Note: knobs match plate color except stainless models which have a black knob.

A & E Specifications

Volume control shall be Lowell Model _____ with a power rating of ____ (25W, 50W, 100W) and attenuation per step of ____ (3dB, 1.5dB). Plate style shall be (standard one-piece stainless steel, standard one-piece plastic, Decora®-style two-piece plastic, rackmount adhesive). Plate color shall be _____ (brushed stainless, white, ivory, black). LVC Series controls shall be UL Listed (Standard UL813 and UL2043) and shall mount in an E.O. Box with a minimum inside dimension of 1.875"W x 2.688"H x 2.125"D. **Priority Relay Option:** Model shall include a 24VDC@5mA relay.

Standard - one-piece plates



Stainless steel
25LVC, 50LVC,
100LVC, 10015LVC



Plastic - white or ivory
25LVC-(SW)(SI), 50LVC-(SW)(SI),
100LVC-(PA)(SW)(SI), 10015LVC-(SW)(SI)

Decora®-style - two-piece plates



Now Available in
Black


Plastic - white, ivory, or black
25LVC-(DW)(DI)(DB), 50LVC-(DW)(DI)(DB),
100LVC-(PA)(DW)(DI)(DB), 10015LVC-(DW)(DI)(DB)

Rackmount - adhesive dial scale



Polycarbonate adhesive label - 2"Square
25LVC-RM, 50LVC-RM, 100LVC-RM, 100LVC-PA-RM, 10015LVC-RM

Accessory rackmount device panels with PocketID™



Model LD8-RMP (3RU)

Panel mounts up to 8 Decora®-style LVC controls or other Decora®-style devices (Order panel and controls separately. For detailed info see RMP Series spec #1b-103).



Model LVC-RMP (2RU)

Panel mounts up to 8 rackmount LVC controls (Order panel and controls separately. For detailed info see RMP Series spec #1b-103).

Lowell Manufacturing Company • 100 Integram Drive • Pacific, Missouri 63069 U.S.A.

Call 800.325.9660, 636.257.3400 • Fax 636.257.6606 • Click www.lowellmfg.com

Lowell makes every effort to provide accurate information and reserves the right to change specifications and/or improve manufacturing methods. Printed in U.S.A. © 04-03-03

Download and print this spec from www.lowellmfg.com

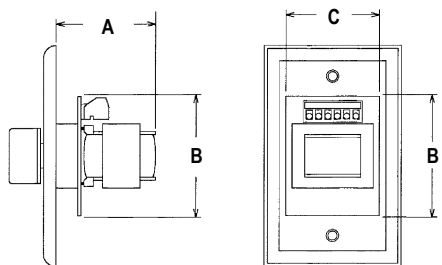
4a-101

pg 1 of 2

Plate Choices

Model UL Listed*	Power Rating	Type	Switch Type	Switch Positions	Attenuation Step / Total	Standard 1pc. Stainless Steel (1ga.) (no suffix required)	Standard 1pc. Plastic (1ga.) (Suffix Model)	Decora®-style Plastic (1ga.) (Suffix Model)	Rackmount 2"Sq label (Suffix Model)
25LVC	25W	Auto-trans	Rotary	10-off	3dB / 33dB***	Included (base model) -Replaces 10LC2-	-SW (white) -SI (Ivory) --	-DW (white) -DI (Ivory) -DB (black)	--- --- -RM
50LVC	50W	Auto-trans	Rotary	10-off	3dB / 33dB***	Included (base model) -Replaces 35LC2-	-SW (white) -SI (Ivory) --	-DW (white) -DI (Ivory) -DB (black)	--- --- -RM
100LVC	100W	Auto-trans	Rotary	10-off	3dB / 33dB***	Included (base model) -Replaces 100LC2-	-SW (white) -SI (Ivory) --	-DW (white) -DI (Ivory) -DB (black)	--- --- -RM
100LVC-PA** 100W		Priority-trans	Rotary	10-off	3dB / 33dB***	Included (base model) -Replaces 100LC2-PA-	-SW (white) -SI (Ivory) --	-DW (white) -DI (Ivory) -DB (black)	--- --- -RM
10015LVC	100W	Auto-trans	Rotary	10-off	1.5dB / 13.5dB	Included (base model) -Replaces 10015LC2-	-SW (white) -SI (Ivory) --	-DW (white) -DI (Ivory) -DB (black)	--- --- -RM

* LVC Series is UL Listed under Standard UL813 and UL2043. ** Model 100LVC-PA includes a priority relay (24VDC @5mA). See wiring diagram and schematic below.
*** Models have two steps of 6dB each before off.



All models (25W, 50W, 100W) are compact enough to mount in E.O. Boxes with a minimum depth of 2.125".

Model Series	Plate Width	Plate Height	A	B	C
25LVC	2.75"	4.5"	1.75"	2.5"	1.875"
50LVC	2.75"	4.5"	1.812"	2.5"	1.875"
100LVC	2.75"	4.5"	2.125"	2.5"	1.875"
100LVC-PA	2.75"	4.5"	2.125"	2.5"	1.875"
10015LVC	2.75"	4.5"	2.125"	2.5"	1.875"

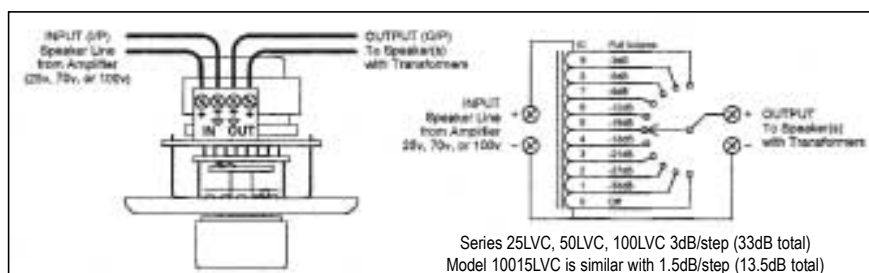
All models mount all E.O. Boxes noted (boxes by others)
(minimum opening size 1.875"W x 2.685"H x 2.125"D)

- 4"Sq x 2.125"D with raised mud ring (RACO 232, 235 or equiv.) **or**
- 1-gang handy box 2.125"D (RACO 670, 671, 678 or equiv.)** **or**
- 2-gang switch box 2.125"D (RACO 680, 681, 683, 685 or equiv.)*** **or**
- Multi-gang switch box 2.5"D (RACO 686, 687 or equiv.)*** **or**
- Lowell P1X surface box

** Note: 100W units are deeper than other LVC models so a 1-gang handy box will allow only minimal room for control and wiring.
*** 2-gang and multi-gang switch boxes noted are for use with Decora®-style units in multi-device installations (multi-gang trim plate by others).

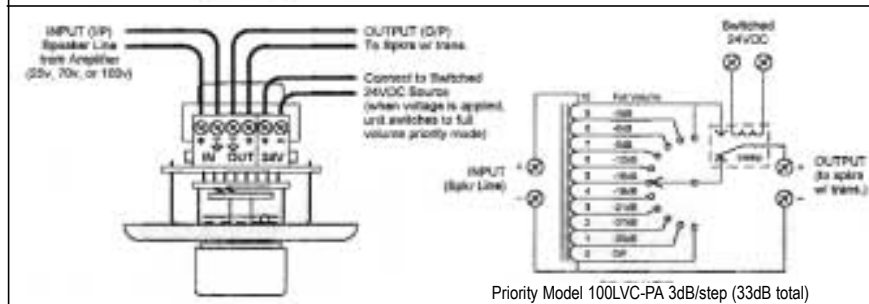
Wiring and Schematic for LVC Series

without priority paging (PA) feature



Wiring and Schematic for LVC Series

with priority paging (PA) feature



Lowell Manufacturing Company • 100 Integram Drive • Pacific, Missouri 63069 U.S.A.

Call 800.325.9660, 636.257.3400 • Fax 636.257.6606 • Click www.lowellmfg.com

Lowell makes every effort to provide accurate information and reserves the right to change specifications and/or improve manufacturing methods. Printed in U.S.A. © 04-03-03

Download and print this spec from www.lowellmfg.com



4a-101

pg 2 of 2