

Model: LER-series

Lowell Enclosed Rack – 22"D

Description:

The LER is an E.I.A. compliant rack (UL Listed, Standard 1678) that offers solid structural support and code compliance to mount and secure 19" wide electronic equipment. Rack is fully welded 16-ga. steel with a 14-ga. steel bottom and reinforced at all load-bearing junctures for strength equivalent to 11-ga. steel. Includes 1-pr. adjustable mounting rails (RRD-series) that can be repositioned along the front-to-rear rail supports. Rails feature a dual-hole pattern and are installed with the tapped (10-32) side in position. They can be field-reversed to access the square punched side for use with cage nuts and 12-24, 6mm or 10-32 screws. Rails are imprinted with easy-to-read rack unit increments. Clearance from rails to flush outside of frame is 1.75" (2.5" from rail to inside of optional surface-mount front door).

Features:

- Integral 19" E.I.A. rack rail at top to mount accessories. Use the two solid panels included as shipping stiffeners for flush closure or optional fan panels (ordered separately) for active cooling.
- Abundant cable lacing points and wire management space:
 - **Top:** 7U opening and 6" deep rear conduit plane with three knockouts for conduit (2"-1"), two knockouts for conduit (1.5"-1"), plus room to use a Greenlee-style punch for (4") conduit. Six (.5") knockouts for BNC style wireless antenna.
 - **Rear:** removable combination knockout panels above and below rear door: (.5") knockouts for wireless antennae and compound knockouts for conduit size (.75"-.5") and (1.5"-1").
 - **Bottom:** 14-gauge steel frame with full-size opening to facilitate floor entry of cable.
- Bottom includes grounding lug in left rear corner, provisions for optional leg levelers, and holes for optional anchor bolts (by others). Bottom will accept optional mobile or stationary platform base. (Order options separately.)
- Vented side panels.
- Vented, recessed rear door with key-lock.
- Open front has vents at top and bottom. (Order front door separately; see LFD-series).
- Panel Hardware: PilotPoint™ screws with captive washers.
- Beveled corners, black wrinkle powder epoxy finish.
- Made in the U.S.A. with 100% certified U.S. steel
- UL rated to support up to 3150 lbs.

Options: (order separately)

- **Front Door:** locking front door in solid steel, fully-vented steel or steel frame with smoked Plexiglass insert (see LFD-series).
- **Rack Rails:** additional rack rails can be ordered to add support to rear of rack-mounted equipment (see RRD-series).



The 7U top opening can be closed with the two steel panels that are mounted to the front of the rack for support during shipping.

Vents above and below the open front for passive heat dissipation.



Side panels are vented at top and bottom for passive heat dissipation.

Rack includes recessed rear door with key-lock. Optional front door can be ordered separately (see LFD-series).

A & E Specifications:

The UL Listed (Standard 1678), E.I.A. compliant equipment rack shall be Lowell Model _____. It shall measure 23.06"W x 22"D x _____"H with a racking space of _____ rack units. The rack shall be fully welded 16-gauge certified U.S. steel with seamless side-frame construction and 14-ga. steel bottom reinforced at all load-bearing junctures. It shall include vented side panels, vented recessed rear door with key-lock, and vents above and below the open front. The rack shall feature one-pair of adjustable mounting rails with a dual-hole pattern (tapped 10-32 on one side, field-reversible to use the square punched holes on the other). Rack top shall include compound knockouts for conduit size (2"-1") and (1.5"-1"), and (.5") knockouts for BNC wireless antennas. It shall have a 7U top opening with integral E.I.A. rack rail to accept optional 19" wide accessories. Two steel panels are included as shipping stiffeners. The open bottom shall include a grounding lug in the left rear corner, provisions for optional leg levelers and holes for optional anchor bolts (by others). The rear shall have removable knockout panels above and below the door including (.5") knockouts for wireless antennas and compound knockouts for conduit size (.75"-.5") and (1.5"-1"). Rack finish shall be black wrinkle powder epoxy.

Model No.	Description	Rack Units*	Overall D	Usable D**	Panel Space	Overall H	Overall W
LER-1822	Lowell Enclosed Rack	18	22.00"	19.34"	31.63"	37.63"	23.06"
LER-1822-LRD	Lowell Enclosed Rack Less Rear Door	18	22.00"	19.34"	31.63"	37.63"	23.06"
LER-2122	Lowell Enclosed Rack	21	22.00"	19.34"	36.88"	42.88"	23.06"
LER-2122-LRD	Lowell Enclosed Rack Less Rear Door	21	22.00"	19.34"	36.88"	42.88"	23.06"
LER-2422	Lowell Enclosed Rack	24	22.00"	19.34"	42.13"	48.13"	23.06"
LER-2422-LRD	Lowell Enclosed Rack Less Rear Door	24	22.00"	19.34"	42.13"	48.13"	23.06"
LER-3522	Lowell Enclosed Rack	35	22.00"	19.34"	61.38"	67.38"	23.06"
LER-3522-LRD	Lowell Enclosed Rack Less Rear Door	35	22.00"	19.34"	61.38"	67.38"	23.06"
LER-4022	Lowell Enclosed Rack	40	22.00"	19.34"	70.13"	76.13"	23.06"
LER-4022-LRD	Lowell Enclosed Rack Less Rear Door	40	22.00"	19.34"	70.13"	76.13"	23.06"
LER-4422	Lowell Enclosed Rack	44	22.00"	19.34"	77.13"	83.13"	23.06"
LER-4422-LRD	Lowell Enclosed Rack Less Rear Door	44	22.00"	19.34"	77.13"	83.13"	23.06"

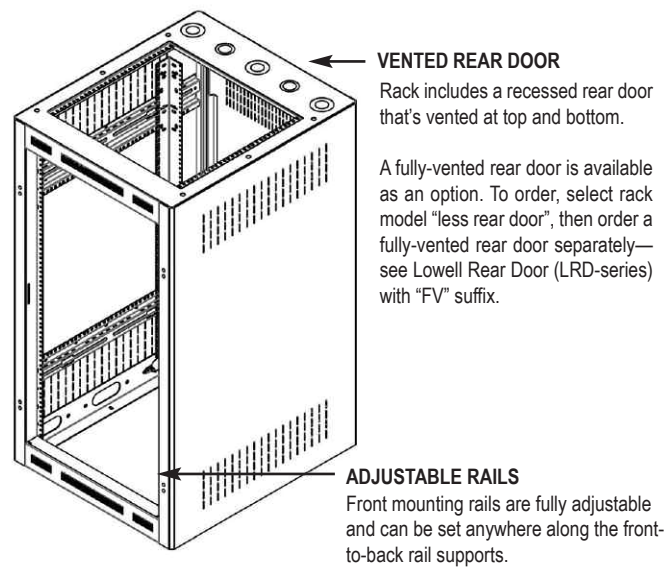
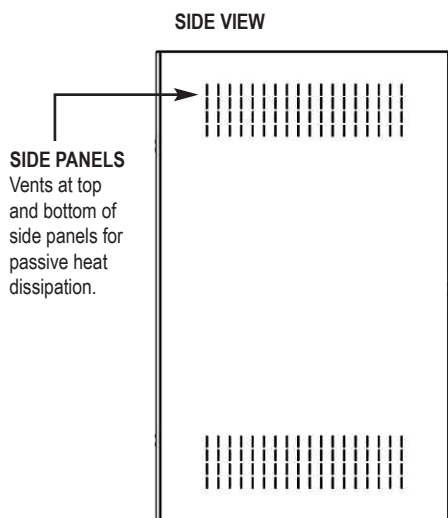
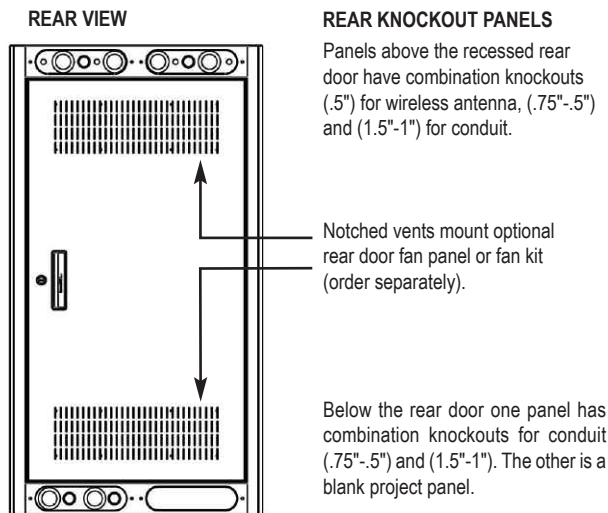
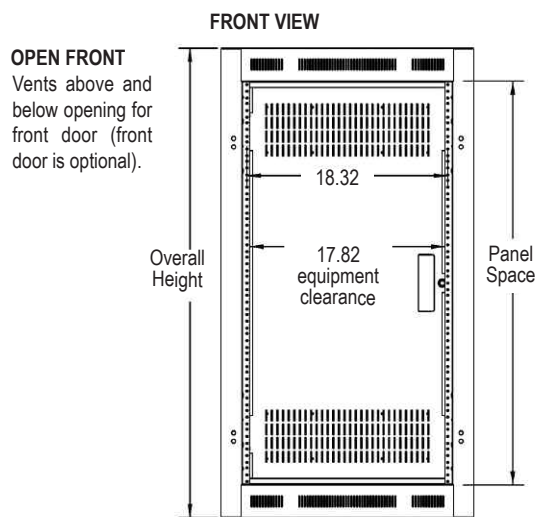
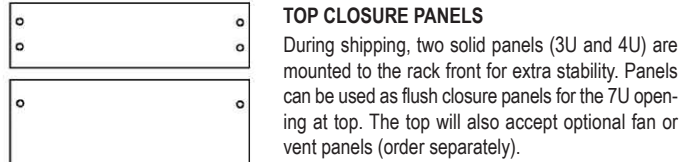
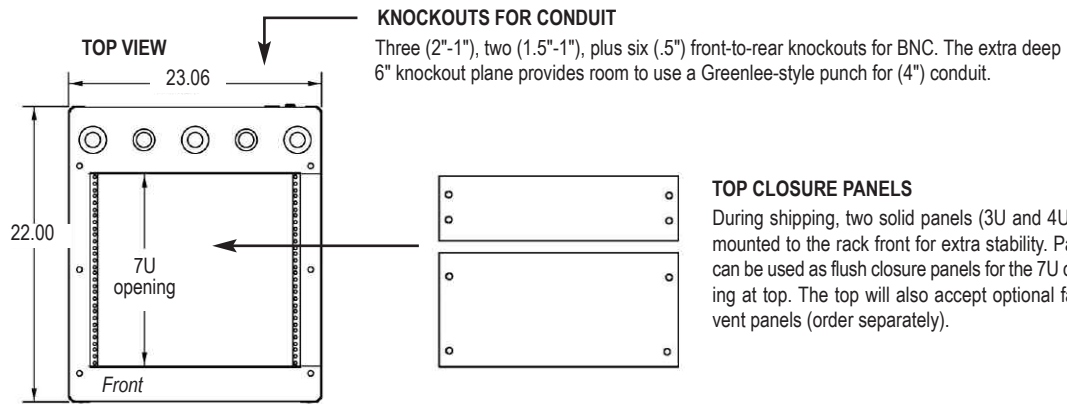
*One rack unit (RU or U) = 1.75" **Usable depth is the maximum racking depth with front rack rails in fully forward position.

Spec. No. **1006**
(rev. 12.01.11)
pg. 1 of 2

©2011 Lowell Manufacturing Company, 100 Ingram Dr., Pacific MO 63069. Phone-800.325.9660
Fax-636.257.6606. Lowell makes every effort to provide accurate information while reserving the right to change specifications and/or improve manufacturing methods without notification. (lowellmfg.com)



Lowell Enclosed Rack – 22"D



Measurements are shown in inches.