

KB Series

3 X 5 Color Video Sentry Tilt System

DESCRIPTION:

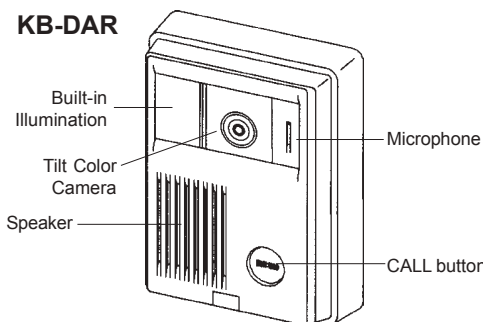
The KB Series 3 x 5 Color Video Sentry series is a video entry system with capacity for three video door stations and up to five inside monitor/handset stations. An audio-only door station can be substituted for the third video door.

The video room stations are equipped with a 4" flat color monitor. Internal communication includes selective calling with hands free reply and All Call. Audio and video door monitoring can be done from any inside station. Controls include door release, monitor activation, tone volume, brightness, and monitor volume.

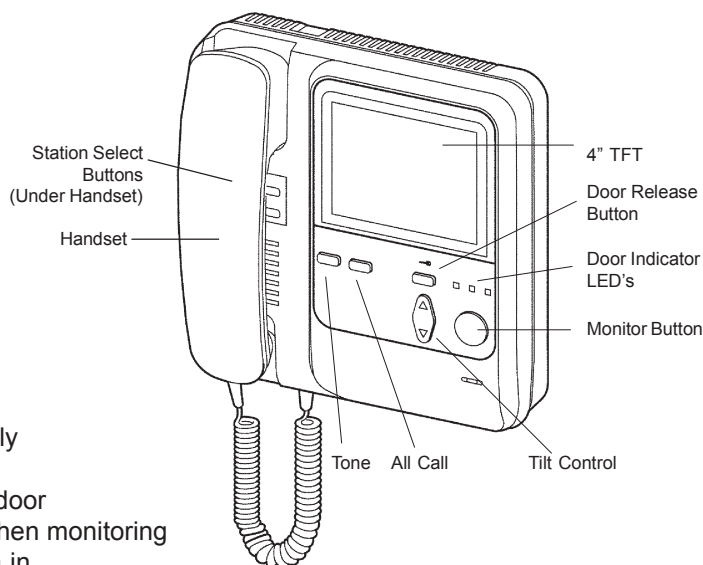
The video door station contains a CCD chip camera with illumination LEDs for low light applications. The camera is designed with a tilt feature that allows the viewer to adjust the camera's angle upwards.

Incoming calls from a door station sound a 2, 4 or 8 stroke chime. The monitor(s) come on displaying the image of the caller. The person at the inside station picks up to answer, and the visitor speaks hands free. The entry area can be monitored (audio and video) by pressing the "monitor" button on any room station, staying on for approximately 2-1/2 minutes. The door release button can be used to activate an electric door strike. To selectively release the video doors, add the RY-3DL adaptor.

KB-DAR



KB-3MRD

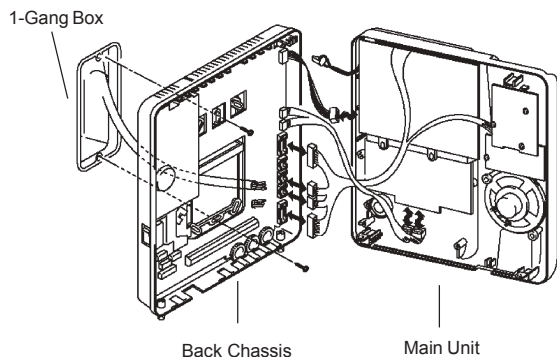


FEATURES & FUNCTIONS:

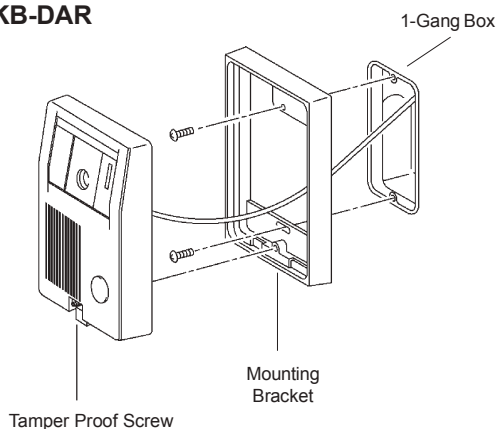
- Up to 3 video door stations
- Up to 5 inside stations
- Camera angle can be adjusted 40° vertically
- Color video monitor (4" TFT LCD)
- Chime at inside monitor when called from door
- Audio and video turns on when called or when monitoring
- Visually identify visitors before letting them in
- Handset for two-way communication at inside station
- Hands free communication at the door station
- Built-in illumination for low light conditions
- External light with automatic activation can be added
- Remotely activate door strike
- Selective door release with RY-3DL adaptor
- Audio-only handset station available (KB-3SD)

MOUNTING & INSTALLATION:

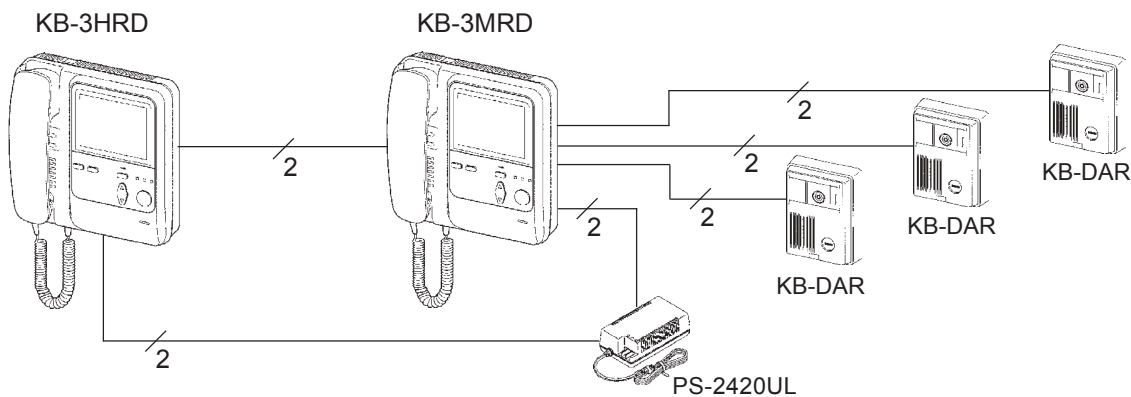
**KB-3MRD/
KB-3HRD**



KB-DAR



System Layout Example:



SPECIFICATIONS:

Power Source:	24V DC. Use one PS-2420UL for every two monitors on the system.
Operating Temperature:	14° ~ 140° F
Camera Unit:	CCD (Charged Coupled Device)
Overall Viewing Area:	36" Vert. x 72" Horiz. at 20"
Video Monitor:	4" TFT LCD
Scanning Lines:	525 lines
Internal Calling:	Selectively call by voice with hands free reply. All call by voice (no reply)
Communication:	Hands free at door station, Handset at monitor station
Wiring Distance:	KB-DAR to KB-3MRD: 650'* with West Penn Wire D990 or Atlas 202-18-1-2J KB-3MRD to farthest KB-3HRD: 330'* with West Penn Wire D990 or Atlas 202-18-1-2J *Distance cannot be guaranteed with any other type of wire. PS-24E to KB-3MRD: 16' w/18AWG
Material:	ABS plastic
Color:	White
Mounting:	Surface mount to 1-gang box or ring
Door Release Contact:	Normally Open - 24V DC, 1A Max.
Dimensions (H x W x D):	9" x 7-1/2" x 2-3/4"